

# Ascom presentation for Antura day 2017



Per Wiklund – Project Office





## Segments where we are active



Hospital



Secure  
establishment



Retail



Elderly  
care



Industry



Hotel and  
Leisure



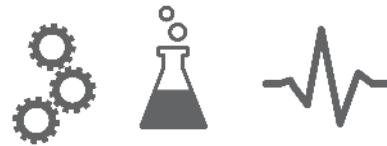
Automotive



Nurse Call for hospitals and elderly care



Software and Integrations



Wireless on-site communications



Professional service and support

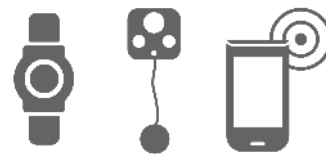


What can we prove to our customers:



## Communication

Our communication solutions allow you to communicate



## Security

We give lone workers, patients and exposed staff the tools to be safe



## Efficiency

Our process and technology knowledge helps you get the most out of your resources



## Products and technology



Nurse Call

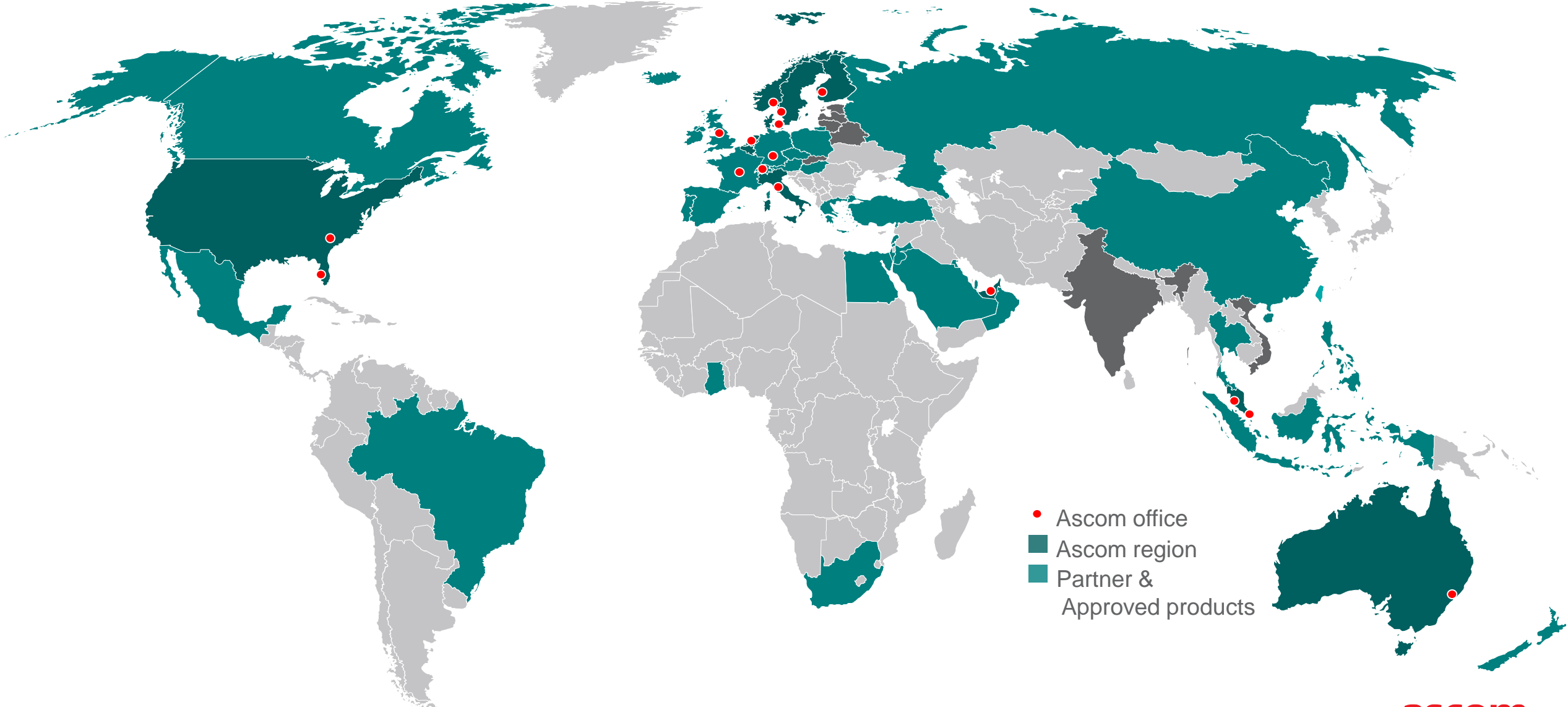


Software and Integrations




Wireless Handset and Infrastructure

# Ascom global presence



Ascom in healthcare

**ascom**



# Strategy— global leadership at the bedside

**#1**  
in Global  
enterprise  
communication

**#1 DECT**  
**#2 Wi-Fi**  
provider with  
>1M handsets  
sold

**10+**  
Clinical  
applications

**EHR  
Nurse Call  
RTLS  
integration**

**+200**  
medical device  
integrations

**2017**  
Launch of new  
Nurse Call

**#2**  
Global provide  
of Nurse Call







## Ascom in healthcare

1,000,000



Hospital  
beds

100,000



Nurse call  
systems

800,000,000



Critical alerts  
per year

12,000



Software  
installations

6,600



Mobility  
installations

# Hospitals today:



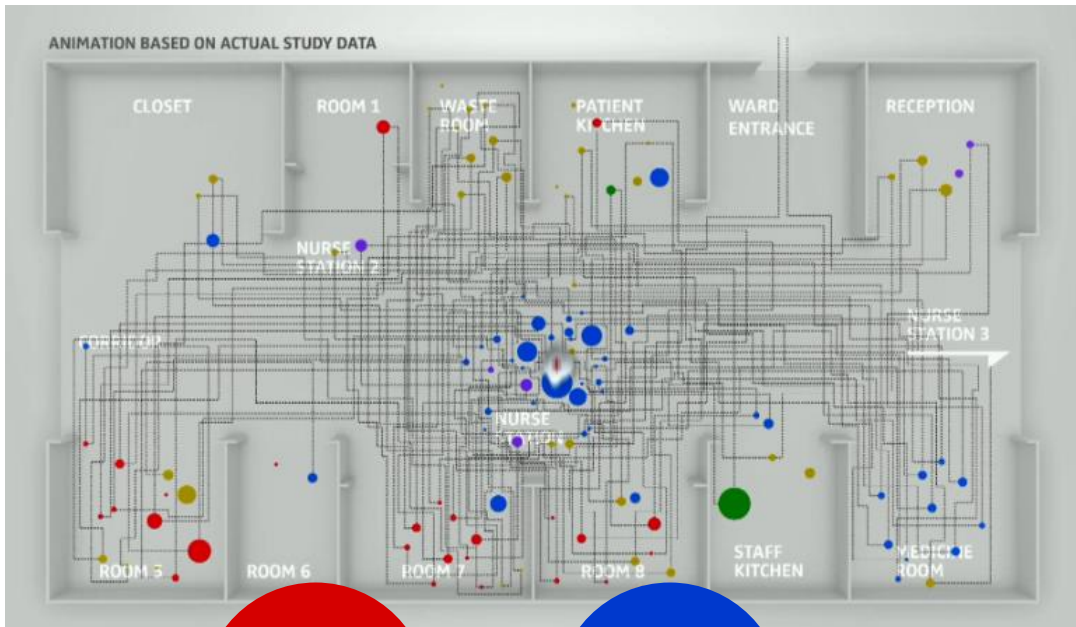
Mobile  
Doctors



Mobile  
Porters



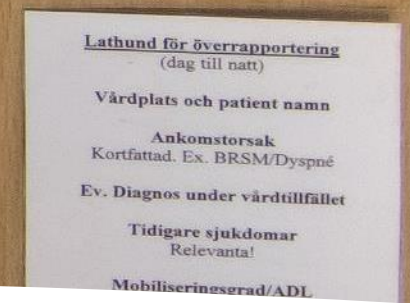
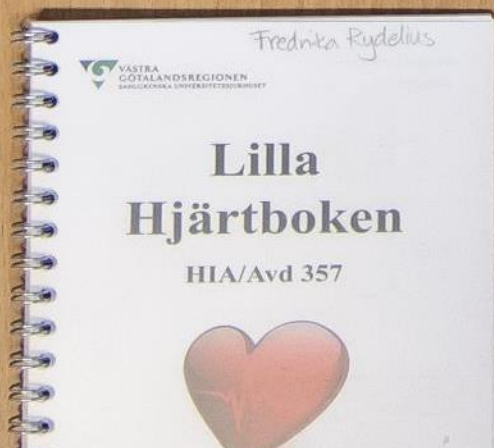
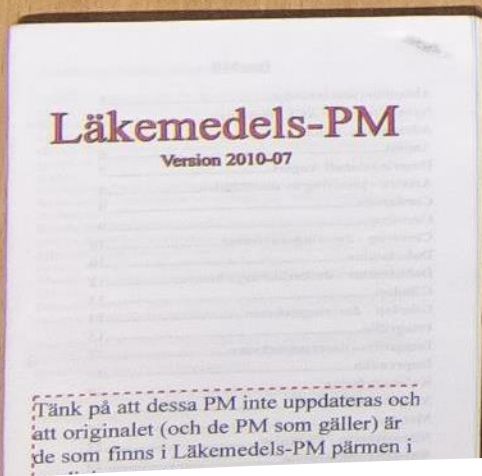

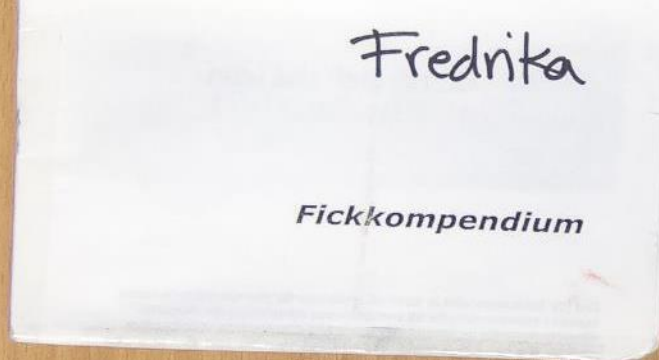

Mobile  
Nurses



Patient  
interaction

Information  
entry





## Analogue tools used for transcription and work-around



Check list



PM



Print out



Note book



Lazy-dogs



Writing on hands



## The information gap in healthcare



How can I spend more time with my patients?  
Who do I have to reach now?  
Is this alarm real?  
How can I get the lab results?  
Why does charting take so long?



How do I reach my nurse?  
How do I get help for my pain?  
Why is it so loud?  
Why does discharge take so long?

# Antura Project tool experience



# Ascom needs for new project tool

- From start our goal was to use the tool for product development projects globally.
- Migration from existing project tool
- Integration to other tools
- Project tool is mainly used for high level planning, pipe-lining and follow-up of resources and cost. Detailed activity planning is made in other tools as Jira.
- Goal: A project tool, easy to feed with data, use and administrate, that gives us more correct data as output.

# Project tool requirements

- Modern and intuitive tool for easier integration, work and admin, in combination with Ascom systems
- Easier to set up support for Portfolio, Product Line/Line, Project, Teams, Steering Committee and Financial requirements
- Cost effective
- Out-of-the-box functionality as well as the tool developing in line with agile ways of working
- Flexibility in creating baselines
- Mobile apps

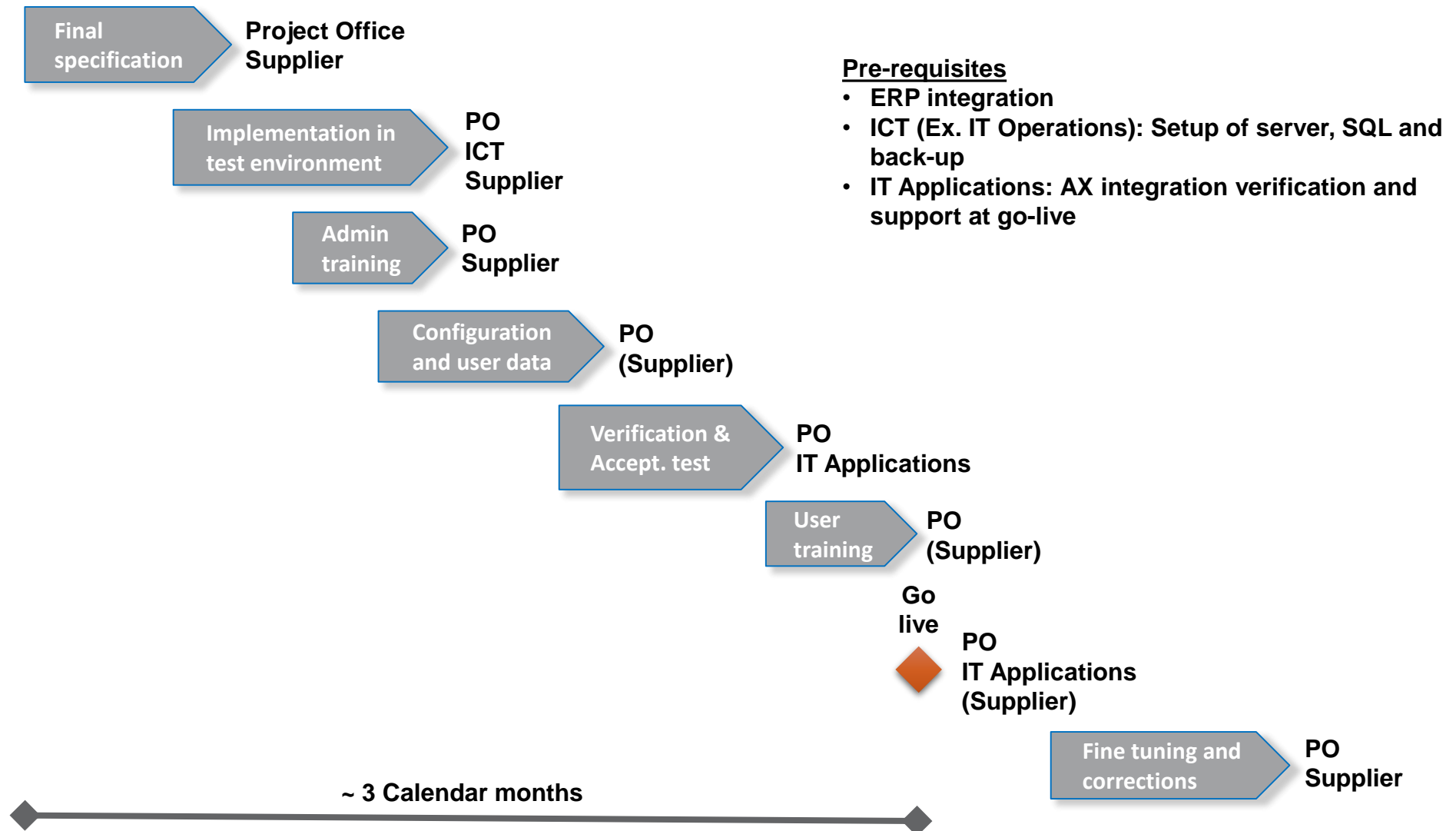
# Supplier evaluation

- A role based specification and selection criteria's was used.
- Evaluation of suppliers/tools from a specification including requirements and use cases
- On-line and on-site meetings with suppliers
- Antura was our choice

	A	B	C	D	E	F	G	H	I	J	K
1											
2	<b>Tool</b>										
3	<b>Konstippon 1</b>										
4	<b>Konstippon 2</b>										
5	<b>Möte 1</b>										
6	<b>Möte 2</b>										
7	<b>Comment</b>	Out of the box functionality does not support time of day requirements. To match adaptation and administration need to be done to meet our needs. Generally work overview of planning and follow-up.	Out of the box functionality does not support time of day requirements. To match adaptation and administration need to be done to meet our needs. Generally work overview of planning and follow-up.	Out of the box functionality does not support time of day requirements. To match adaptation and administration need to be done to meet our needs. Generally work overview of planning and follow-up.	Globaly the main competitor to all tool. Give many modern impressions and recent development make this tool better fit for our needs than all tool. Probably this tool is too complex and need too much administration.	Modern intuitive tool providing many Ascom functionality, easy to install, get started, feed with data, use and administer. Functionality fully support both Portfolio, Product Line, Project, Line, Team, Steering Committee and Financial requirements. Cost effective compared to all tool. Good reporting tool.	Modern but more social like tool providing many Ascom functionality, easy to install, get started, feed with data, use and administer. Functionality fully support both Portfolio, Product Line, Project, Line, Team, Steering Committee and Financial requirements. Cost effective compared to all tool. Good reporting tool.	This is an umbrella called "Initiative" to provide a new system to support project to come. Good for creating a new trial of a better tool or create a new one. This tool is not of our scope for our requirements for a project tool but can be used as a complement to project tool for some handling.	Administration of tool is very time-consuming, one person 500 Support is not good enough. They lack knowledge. Old tool, no updates. Built on old technical platform. Need to be replaced every week because of application usage responding.	Hard to learn for new users and complicated to use if not used every day. Hard to learn for light user interface and full interaction. Advanced functionality not used today by "normal user" because of tool complexity. Almost impossible to get correct planning data in tool from user. Too many steps. Tool data need to be reported every week to validate correct data. Time consuming. Difficult to create reports. Tool is not providing good report. Synchronization with ERP system not acceptable. Need to merge data from several systems and filter. A lot of manual work has to be done every financial period to create reports. Tool functionality is not fully supporting financial reports and capitalization.	
8	<b>Rating</b>	5	6	4	3	1	2	8	7		
9	<b>Early estimation:</b>										
10	<b>Scenario, forecast on</b>	BI Tool	BI Tool	BI Tool	Y (Relax)	Y	Excel	N	Y		
11	<b>Portfolio, 3-5 year</b>	BI Tool	BI Tool	BI Tool	Y (Relax)	Y	Excel	N	Y		
12	<b>Portfolio, 6-18 months</b>	BI Tool	BI Tool	BI Tool	Y (Relax)	Y	Excel	N	Y		
13	<b>Project, 0-18 months</b>	BI Tool	BI Tool	BI Tool	Y (Relax)	Y	Excel	N	Y		
14	<b>Resource planning</b>										
15	<b>Request for resource</b>										
16	<b>Early planning (relax)</b>	Y	Y	Y	Y	Y	Y	N	Y		
17	<b>Planning of resource</b>	Y	Y	Y	Y	Y	Y	N	Y		
18	<b>Procedure (request, approve)</b>				Y	Y	Y	N	Y		
19	<b>Team resource planning</b>	Y	Y	Y	Y	Y	Y	N	Y		
20	<b>Team planning overview</b>	Y	Y	Y	Y	Y	Y	N	Y		
21	<b>Team planning overview (Added 10/27)</b>				Y	Y	Y	N		Y (Project code)	
22	<b>Cost planning</b>										
23	<b>Planning of separate cost</b>	Y	Y	Y	Y	Y	Y	N	Y (Complicated)		
24	<b>Planning of time distributed</b>				Y	Y	Y	N	Y		
25	<b>Procedure to provide change info</b>				Y	Y (Eventual)	N (Use Variation)	N	N		
26	<b>Cost planning overview</b>	Y	Y	Y	Y	Y	Y	N	Y		
27	<b>Import of cost from ERP</b>				Y	Y	Y	N	Y		
28	<b>Actual cost fixed at act</b>	Develop needed	Develop needed	Develop needed	Y	Y	Y	N	Y		
29	<b>Actual and planned cost</b>				Y	Y	Y	N	Y		
30	<b>Merge planned and actual cost</b>				N (Warning-ETO)	Y (Choice + Deviation)	Y (Choice + Not planned)	N	Y		
31	<b>Handling of consultant invoice</b>				N	N	Y (extramodul)	N	N		
32	<b>Follow-up</b>										
33	<b>Single resource</b>	Y	Y	Y	Y	Y	Y	Y	Y		
34	<b>Categorize of resource</b>	Y	Y	Y	Y	Y	Y	N	Y		
35	<b>Categorize of cost</b>	Y	Y	Y	Y	Y	Y	N	Y		
36	<b>Team level</b>	Y	Y	Y	Y	Y	Y	N	Y		
37	<b>Project level</b>	Y	Y	Y	Y	Y	Y	N	Y		
38	<b>Portfolio/group of project</b>				Y	Y	Y	N	Y		
39	<b>Report per selected time period</b>				Y	Y	Y	N	Y		
40	<b>Actual</b>	Y	Y	Y	Y	Y	Y	N	Y (ERP Cost)		
41	<b>Forecast</b>	Y	Y	Y	Y	Y	Y	N	Y		
42	<b>Create base line</b>	Y	Y	Y	Y	Y (All data)	Y	N	Y		
43	<b>Report</b>										
44	<b>External project cost (expenses)</b>				Y	Y	Y	N	Y (Net Time distr)		
45	<b>Total project cost</b>	Y	Y	Y	Y	Y	Y	N	Y		
46	<b>Project Performance</b>	Y	Y	Y	N (Manual Excel)	Y	Y (Graph)	N	N (Manual Excel)		
47	<b>Time report App</b>				Y	Y (Report)	Y (Report, Approve)	N	N		
48	<b>Integration SharePoint</b>	Y	Y	Y	Y	Y	Y	N	N		
49	<b>Integration Jira</b>				Y	Ongoing	N	Y	N		
50	<b>Process support</b>				Y	Y	Y	N	Y		
51	<b>Team work flow support</b>				Y	Y	Y	N	Y		
52	<b>Event tracking</b>					Y	N	Y	N		
53	<b>Work workflow support</b>	SharePoint	SharePoint	SharePoint		Y	Y	Y	N		
54	<b>More than one calendar</b>	Y	Y	Y	Y	Y (Org. Per. only Ongoing)	Y	N	Y		
55	<b>More than one hourly rate</b>				N	Y	Y	N	Y		
56	<b>PDF from ERP</b>				N	Y	Y	N	Y		
57	<b>New resource support</b>				Y	Y (Cost/Cont.net Org)	Y	N	N		
58	<b>Support for different currencies</b>				Y	Y	Y	N	N		
59	<b>Active directory</b>	Y	Y	Y	Y	Y	Y	N	Y		
60	<b>Single resource</b>	Y	Y	Y	Y	Y	Y	N	N		



# IMPLEMENTATION PLAN OVERVIEW



# Experience from first year of usage

## Good things

- Installation, set-up and go-live successful in 3 months
- From start we assigned a group of administrators to work part time with Antura set-up and roll-out. This group will continue to improve way of working, roll-out new features and support users.
- The tool is actively used for pipe-lining and evaluation of scenarios for resources and cost by product lines and teams.
- Ascom will use Antura also for customer projects.

## Not so good things

- Not all planned integrations were implemented from start, mainly because of Ascom issues
- Ascom financial reporting on cost center level were difficult to implement. Antura design has some restrictions. We needed to re-design templates and set-up projects in a more time consuming way

# Ambition

- We are constantly working to decrease the number of tools and systems to keep updated, integrate systems together and make reporting as automated and “alive” as possible. It is more easy for people to enter data in one system.
- We encourage people to look for real time information instead of creating regular reports.



Thank you!

**Per Wiklund**  
Project Office  
Ascom

Mobile +46 705 15 93 68

[per.wiklund@ascom.com](mailto:per.wiklund@ascom.com)

[www.ascom.com](http://www.ascom.com)